



bathsense

ap asianpaints

Bathrooms that understand you



# bathsense

ap asianpaints


Bathrooms that understand you

Asian Paints presents Bathsense: a beautiful series of bath fittings that brings to you design innovations, powered by flawless functionality. Each product encompasses breathtaking science and art to create unique features that truly understand your bathroom needs. With the assurance of durability and perfect finish, Bathsense is built to deliver bathrooms that truly understand you.

# BATHROOMS THAT UNDERSTAND YOU

Featuring a seamless blend of abundant flow, world-class aesthetics and innovative technology, each range of faucets is powered by truly unique features that have you in mind. Each faucet has been created for ease of operation, and is enhanced by powerful performance and expert finish to achieve smart, sensible bathroom spaces. Expert craftsmanship and sensible science create the assurance of durability and performance. Effortless and sturdy, iconic and breathtaking, Bathsense's collection is crafted to truly understand your world.





# Good bathrooms, built with great sense.

---

Discover the sensible science that builds Bathsense.

A good faucet depends on

Flow | Design | Finish | Functionality

The Bathsense philosophy ensures excellence  
in each of the above factors.

## Abundant flow. Perfect finish.



### **3/4" Spindle**

The spindle's build and smoothness control the flow of water

### **Aerator**

The aerator is added to the faucet head for no-splash flow, to create an even stream of water and to save water






### 3/4" Spindle

- Creates abundant water flow
- Eliminates worries about flow complaints
- Provides a fulfilling water experience



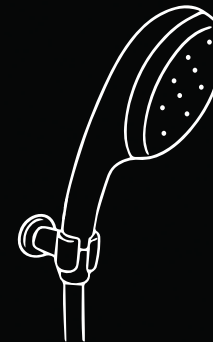
### Single click angle cock

- Unique design, exclusively by Asian Paints
- Aesthetically pleasing and slick design
- Easy to access and operate



### 2 Flow Aerator

- Unique foam flow and shower-like spray flow
- Water saving



### Self cleaning shower

- Auto cleaning - no need to clean
- No issue of blocked nozzles or jammed water outlets, especially in areas with hard water
- Makes your bathroom space tension-free

# INVICTUS

*(UNDEFEATED)*

FREE FLOWING AND ELEGANT





**INBM101**

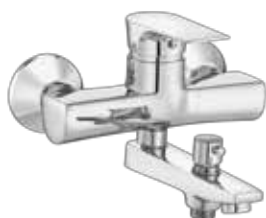
Single lever basin mixer without pop-up waste system  
**MRP ₹3785**

**INBM102**

Single lever basin mixer extended  
**MRP ₹4650**

**INDV103U**

Upper parts for SLCD for basin spout  
(suitable for E224E)  
**MRP ₹2875**

**INWM201**

Single lever wall mixer with telephonic shower arrangement  
**MRP ₹5085**

**INDV101U**

Single lever concealed diverter upper part (regular and high flow)  
- upper parts (suitable for E224M and E224N)  
**MRP ₹1460**

**INDV113U**

Single lever concealed diverter 3 inlet - upper parts (suitable for E224P)  
**MRP ₹1560**

**INSP101**

Bath tub spout  
**MRP ₹1185**

**INSP102**

Bath tub spout with button arrangement  
**MRP ₹1720**

**INSM201**

Single lever sink mixer wall mounted  
**MRP ₹4330**



**INSM202**

Single lever sink  
mixer - table  
mounted  
**MRP ₹3895**



**INPC101**

Pillar cock  
**MRP ₹1620**



**INPC102**

Pillar cock  
extended  
**MRP ₹2155**



**INCC102U**

Upper parts of  
concealed stop  
cock for basin spout  
(suitable for E221C)  
**MRP ₹2150**



**INWM103**

Wall mixer with  
provision for  
overhead shower  
with bend pipe  
and wall flange  
**MRP ₹4705**



**INWM104**

Wall mixer 3-in-1  
with provision for tele  
shower & overhead  
shower with bend pipe  
**MRP ₹5135**



**INWM101**

Wall mixer with  
telephonic shower  
arrangement  
**MRP ₹4490**



**INWM102**

Wall mixer non  
telephonic shower  
arrangement  
**MRP ₹4220**



**INSC101**

Sink cock -  
wall mounted  
**MRP ₹1950**



**INSC102**

Sink cock -  
table mounted.  
**MRP ₹2400**



**INSM101**

Sink mixer -  
wall mounted  
**MRP ₹3895**



**INBC101**

Bib cock  
**MRP ₹1590**



**INBC102**

Bib cock 2-in-1  
**MRP ₹1920**



**INAC101**

Angular  
stop cock  
**MRP ₹1190**



**INCC101U**

Concealed stop  
cock - upper part  
(suitable for E221G  
and E221H)  
**MRP ₹755**



**INFC101U**

Flush cock -  
upper part  
(suitable for E227)  
**MRP ₹1100**



# ALTIUS

*(HIGHER)*

STURDY AND MONUMENTAL









**ALBM101**

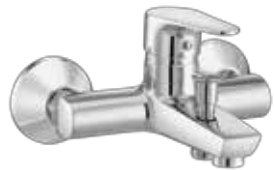
Single lever basin mixer without pop-up waste system  
**MRP ₹3515**

**ALBM102**

Single lever basin mixer extended body  
**MRP ₹4435**

**ALDV103U**

Upper parts for SLCD for basin spout (suitable for E224E)  
**MRP ₹2760**

**ALWM201**

Single lever wall mixer with telephonic shower arrangement  
**MRP ₹4545**

**ALDV101U**

Single lever concealed diverter upper part (regular and high flow) - upper parts (suitable for E224M and E224N)  
**MRP ₹1400**

**ALDV113U**

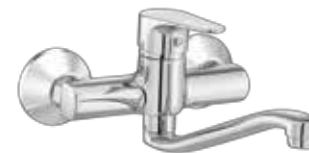
Single lever concealed diverter 3 inlet - upper parts (suitable for E224P)  
**MRP ₹1515**

**ALSP101**

Bath tub plain spout  
**MRP ₹1130**

**ALSP102**

Bath tub spout with button attached  
**MRP ₹1620**

**ALSM201**

Single lever sink mixer - wall mounted  
**MRP ₹3950**



**ALSM202**

Single lever sink  
mixer - table  
mounted  
**MRP ₹3730**



**ALPC101**

Pillar cock  
**MRP ₹1400**



**ALPC102**

Pillar cock  
extended  
**MRP ₹1950**



**ALCC102U**

Upper parts of  
concealed stop  
cock for basin spout  
(suitable for E221C)  
**MRP ₹2070**



**ALWM103**

Wall mixer with  
provision for overhead  
shower with bend  
pipe and wall flange  
**MRP ₹4590**



**ALWM104**

Wall mixer 3-in-1  
with provision for  
tele shower &  
overhead shower  
with bend pipe  
**MRP ₹5030**



**ALWM101**

Wall mixer with  
telephonic shower  
arrangement  
**MRP ₹4390**



**ALWM102**

Wall mixer non  
telephonic shower  
arrangement  
**MRP ₹4055**



**ALSC101**

Sink cock -  
wall mounted  
**MRP ₹1865**





**ALSC102**

Sink cock -  
table mounted  
MRP ₹2350



**ALSM101**

Sink mixer  
wall mounted  
MRP ₹3730



**ALBC101**

Bib cock  
MRP ₹1365



**ALBC102**

Bib cock 2-in-1  
MRP ₹1750



**ALAC101**

Angular  
stop cock  
MRP ₹1135



**ALCC101U**

Concealed stop  
cock - upper part  
(suitable for E221G  
and E221H)  
MRP ₹730



**ALFC101U**

Flush cock -  
upper part  
(suitable for E227)  
MRP ₹995

# THETA

*(ANGLE)*

FLEXIBLE AND GORGEOUS

THETA





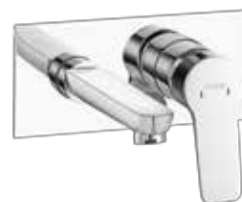


**THBM101**

Single lever basin mixer without pop-up waste system  
**MRP ₹3515**

**THBM102**

Single lever basin mixer extended  
**MRP ₹4435**

**THDV103U**

Upper parts for SLCD for basin spout (suitable for E224E)  
**MRP ₹2760**

**THWM201**

Single lever wall mixer with telephonic shower arrangement  
**MRP ₹4545**

**THDV101U**

Single lever concealed diverter upper part (regular and high flow) - upper parts (suitable for E224M and E224N)  
**MRP ₹1400**

**THDV113U**

Single lever concealed diverter 3 inlet - upper parts (suitable for E224P)  
**MRP ₹1515**

**THSP101**

Bath tub spout  
**MRP ₹1130**

**THSP102**

Bath tub spout with button arrangement  
**MRP ₹1620**

**THSM201**

Single lever sink mixer - wall mounted  
**MRP ₹3950**



**THSM202**

Single lever sink mixer - table mounted  
**MRP ₹3730**



**THPC101**

Pillar cock  
**MRP ₹1400**



**THPC102**

Pillar cock extended  
**MRP ₹1950**



**THWM103**

Wall mixer with provision for overhead shower with bend pipe and wall flange  
**MRP ₹4590**



**THWM104**

Wall mixer 3-in-1 with provision for tele shower & overhead shower with bend pipe  
**MRP ₹5030**



**THWM101**

Wall mixer with telephonic shower arrangement  
**MRP ₹4390**



**THWM102**

Wall mixer non telephonic shower arrangement  
**MRP ₹4055**



**THSC101**

Sink cock - wall mounted  
**MRP ₹1865**



**THSM101**

Sink mixer - wall mounted  
**MRP ₹3730**



**THBC101**  
Bib cock  
MRP ₹1365



**THBC102**  
Bib cock 2-in-1  
MRP ₹1750



**THAC101**  
Angular  
stop cock  
MRP ₹1135



**THCC101U**  
Concealed stop  
cock - upper part  
(suitable for E221G  
and E221H)  
MRP ₹730



**THFC101U**  
Flush cock -  
upper part  
(suitable for E227)  
MRP ₹995



# SPRY

*(VIGOROUS)*

UNCONVENTIONAL AND FUNCTIONAL



SPRY



**SYBM101**

Single lever basin mixer without pop-up waste system  
**MRP ₹3300**

**SYBM102**

Single lever basin mixer extended  
**MRP ₹4375**

**SYDV103U**

Upper parts for SLCD for basin spout (suitable for E224E)  
**MRP ₹2595**

**SYWM201**

Single lever wall mixer with telephonic shower arrangement  
**MRP ₹4435**

**SYDV101U**

Single lever concealed diverter upper part (regular and high flow) - upper parts (suitable for E224M and E224N)  
**MRP ₹1360**

**SYDV102U**

Single lever concealed diverter 3 inlet - upper parts (suitable for E224C)  
**MRP ₹1460**

**SYSP101**

Bath tub spout  
**MRP ₹1080**

**SYSP102**

Bath tub spout with button arrangement  
**MRP ₹1560**

**SYSM202**

Single lever sink mixer - table mounted  
**MRP ₹3450**



**SYPC101**  
Pillar cock  
MRP ₹1250



**SYPC102**  
Pillar cock  
extended  
MRP ₹1840



**SYWM103**  
Wall mixer with  
provision for  
overhead shower  
with bend pipe  
and wall flange  
MRP ₹4425



**SYWM104**  
Wall mixer 3-in-1  
with provision for  
tele shower &  
overhead shower  
with bend pipe  
MRP ₹4815



**SYWM101**  
Wall mixer with  
telephonic shower  
arrangement  
MRP ₹4300



**SYWM102**  
Wall mixer non  
telephonic shower  
arrangement  
MRP ₹3950



**SYSC101**  
Sink cock -  
Wall mounted  
MRP ₹1850



**SYSM101**  
Sink mixer -  
wall mounted  
MRP ₹3575



**SYBC101**  
Bib cock  
MRP ₹1200





**SYBC102**  
Bib cock 2-in-1  
MRP ₹1645



**SYAC101**  
Angular  
stop cock  
MRP ₹1080



**SYCC101U**  
Concealed stop  
cock - upper part  
(suitable for E221G  
and E221H)  
MRP ₹675



**SYFC101U**  
Flush cock -  
upper part  
(suitable for E227)  
MRP ₹890

# SHOWERS



## **BH0H101**

Self-cleaning 5 flow  
overhead shower 4.5"  
MRP ₹1155

---



## **BHRF101**

Self-cleaning  
rainfall shower 9"  
MRP ₹2100

---



## **BHTS101**

Self-cleaning 5 flow  
telephonic shower 4.5"  
MRP ₹1475

# DUAL FLOW AERATOR



**BHAE101**  
Dual flow water  
saving aerator  
**MRP ₹300**

(sold in a separate packaging)

The Bathsense Dual Flow Aerator provides two different kinds of flow - foam flow and shower-like spray flow.

The aerator is compatible with all types of faucets (with 24x1 F threads) and helps in reducing your water consumption by up to 50 percent.



# ESSENTIALS



**E221C**  
Body for single  
concealed  
basin spout  
MRP ₹655



**E221G**  
Body for concealed  
stop cock 15 mm  
MRP ₹645



**E221H**  
Body for concealed  
stop cock 20 mm  
MRP ₹695



**E227**  
Flush cock body  
MRP ₹1150



**E224E**  
Single lever  
concealed  
diverter body -  
basin spout  
MRP ₹2560



**E224M**  
Single lever  
concealed  
diverter  
body - normal  
MRP ₹2500



**E224N**  
Single lever  
concealed diverter  
body - high flow  
MRP ₹3070



**E224P**  
Single lever  
concealed diverter  
body - 3-inlet  
MRP ₹3165

# CLICK ANGLE COCK



**BHAC101**  
Click  
angle cock  
**MRP ₹1400**

---

An exclusive product by Asian Paints, the single click angle cock is a perfectly convenient fit for your bathroom.

Its unique design prevents jamming and provides complete ease of operation and convenience.

## FLOW RATES


INVICTUS							
		Flow rate in litre/min at					
		0.5 bar	1.0 bar	1.5 bar	2.0 bar	2.5 bar	3.0 bar
Angle cock		20.0	30.0	38.5			
Sink cock wall mounted		8.5	12.0	15.0	17.0	19.5	21.0
Single lever sink mixer wall mounted		7.0	9.5	12.0	13.5	15.0	16.5
Single lever basin mixer		9.0	11.5	14.0	16.0	17.5	19.5
Single lever sink mixer table mounted		6.0	8.0	10.0	11.5	13.0	14.0
Pillar cock		8.0	11.0	13.0	15.0	17.0	18.0
Wall mixer with provision for overhead shower	Spout side	9.5	13.5	15.5	18.5	20.5	22.5
	Shower side (only bend pipe)	18.5	26.0	31.0	36.5	40.5	43.0
Bib cock		8.5	12.0	15.0	17.0	19.0	20.0

ALTIUS							
		Flow rate in litre/min at					
		0.5 bar	1.0 bar	1.5 bar	2.0 bar	2.5 bar	3.0 bar
Angle Cock		23.0	35.5	43.0			
Sink cock wall mounted		8.5	12.5	15.0	17.0	19.5	21.0
Single lever sink mixer wall mounted		7.0	9.5	11.5	13.0	14.0	15.5
Single lever sink mixer table mounted		6.0	8.5	10.5	11.5	13.0	14.5
Single lever wall mixer TSA		6.5	9.5	11.5	12.0	14.0	15.5
Pillar cock		8.0	11.0	13.0	15.0	17.0	18.0
Wall mixer with provision for overhead shower	Spout side	8.0	11.0	13.5	15.5	17.5	19.0
	Shower side (only bend pipe)	14.5	19.5	25.0	27.5	30.0	34.5
Single lever basin mixer		8.5	11.5	13.5	15.5	17.5	19.0
Bib cock		8.0	11.5	14.0	16.5	18.5	20.0

THETA							
		Flow rate in litre/min at					
		0.5 bar	1.0 bar	1.5 bar	2.0 bar	2.5 bar	3.0 bar
Angle cock		23.0	35.5	43.0			
Sink cock wall mounted		8.5	12.5	15.0	17.0	19.5	21.0
Single lever sink mixer table mounted		5.5	7.5	8.5	9.5	10.5	11.5
Single lever basin mixer		9.0	11.5	15.0	17.0	18.5	20.0
Single lever sink mixer table mounted		7.0	9.0	10.0	11.5	13.5	14.5
Pillar cock		7.5	10.5	13.0	15.0	17.0	18.0
Wall mixer with provision for overhead shower	Spout side	8.0	11.0	13.5	15.5	17.5	19.0
	Shower side (only bend pipe)	14.5	19.5	25.0	27.0	30.5	34.5
Bib cock		8.5	12.0	14.5	17.0	18.5	20.0

SPRY							
		Flow rate in litre/min at					
		0.5 bar	1.0 bar	1.5 bar	2.0 bar	2.5 bar	3.0 bar
Angle Cock		23.0	35.5	43.0			
Sink cock wall mounted		8.5	12.5	15.0	17.0	19.5	21.0
Single lever sink mixer wall mounted		7.0	9.5	11.5	13.0	14.0	15.5
Single lever sink mixer table mounted		6.5	9.0	11.0	12.5	13.5	15.0
Single lever wall mixer TSA	(Spout Side)	6.0	8.0	10.0	12.0	13.5	14.5
	(Shower Side)	7.0	10.0	13.0	14.0	16.0	17.0
Pillar cock		8.0	11.0	13.0	15.0	17.0	18.0
Wall mixer with provision for overhead shower	Spout side	9.5	13.5	16.0	18.0	20.5	22.5
	Shower side (only bend pipe)	17.0	25.0	28.5	33.0	37.0	40.5
Single lever basin mixer		8.0	12.0	14.0	16.5	18.0	20.0
Bib cock		8.5	12.0	14.0	16.0	18.0	19.5

## INVICTUS - BASIN MIXER WITH DIVERTER CONCEPT

Product Image	CAT No.	Description	Qty. Required	MRP	Total Amount
	INBM101	<b>Basin Area</b> Single lever basin mixer without pop-up waste system with braided hoses	1	3785	3785
	INAC101	Angular stop cock with wall flange	2	1190	2380
	INDV101U	<b>Bath &amp; Shower Area</b> Diverter upper parts	1	1460	1460
	E224M	Diverter concealed body	1	2500	2500
	BHRF101	Rainfall shower	1	2100	2100
	INSP101	Bath tub spout	1	1185	1185
	INBC102	<b>WC Area</b> Bib cock 2-in-1	1	1920	1920
	INAC101	Angle cock	1	1190	1190
<b>TOTAL</b>					<b>16520</b>



## ALTIUS - BASIN MIXER WITH DIVERTER CONCEPT

Product Image	CAT No.	Description	Qty. Required	MRP	Total Amount
	ALBM101	<b>Basin Area</b> Single lever basin mixer without pop-up waste system with braided hoses	1	3515	3515
	ALAC101	Angular stop cock with wall flange	2	1135	2270
	ALDV101U	<b>Bath &amp; Shower Area</b> Diverter upper parts	1	1400	1400
	E224M	Diverter concealed body	1	2500	2500
	BHRF101	Rainfall shower	1	2100	2100
	ALSP101	Bath tub spout	1	1130	1130
	ALBC102	<b>WC Area</b> Bib cock 2-in-1	1	1750	1750
	ALAC101	Angle cock	1	1135	1135
<b>TOTAL</b>					<b>15800</b>







## THETA - BASIN MIXER WITH DIVERTER CONCEPT

Product Image	CAT No.	Description	Qty. Required	MRP	Total Amount
	THBM101	<b>Basin Area</b> Single lever basin mixer without pop-up waste system with braided hoses	1	3515	3515
	THAC101	Angular stop cock with wall flange	2	1135	2270
	THDV101U	<b>Bath &amp; Shower Area</b> Diverter upper parts	1	1400	1400
	E224M	Diverter concealed body	1	2500	2500
	BHRF101	Rainfall shower	1	2100	2100
	THSP101	Bath tub spout	1	1130	1130
	THBC102	<b>WC Area</b> Bib cock 2-in-1	1	1750	1750
	THAC101	Angle cock	1	1135	1135
<b>TOTAL</b>					<b>15800</b>







## SPRY - BASIN MIXER WITH DIVERTER CONCEPT

Product Image	CAT No.	Description	Qty. Required	MRP	Total Amount
<b>Basin Area</b>					
	SYBM101	Single lever basin mixer without pop-up waste system with braided hoses	1	3300	3300
	SYAC101	Angular stop cock with wall flange	2	1080	2160
<b>Bath &amp; Shower Area</b>					
	SYDV101U	Diverter upper parts	1	1360	1360
	E224M	Diverter concealed body	1	2500	2500
	BHRF101	Rainfall shower	1	2100	2100
	SYSP101	Bath tub spout	1	1080	1080
<b>WC Area</b>					
	SYBC102	Bib cock 2-in-1	1	1645	1645
	SYAC101	Angle cock	1	1080	1080
<b>TOTAL</b>					<b>15225</b>


## INVICTUS - WALL MIXER CONCEPT

Product Image	CAT No.	Description	Qty. Required	MRP	Total Amount
     		<b>Basin Area</b>			
	INPC101	Pillar cock	1	1620	1620
	INAC101	Angular stop cock with wall flange	1	1190	1190
		<b>Bath &amp; Shower Area</b>			
	INWM103	Wall mixer overhead shower with bend pipe	1	4705	4705
	BHOH101	Overhead shower	1	1155	1155
		<b>WC Area</b>			
	INBC102	Bib cock 2-in-1	1	1920	1920
	INAC101	Angle cock	1	1190	1190
<b>TOTAL</b>					<b>11780</b>










## ALTIUS - WALL MIXER CONCEPT

Product Image	CAT No.	Description	Qty. Required	MRP	Total Amount
     		<b>Basin Area</b>			
	ALPC101	Pillar cock	1	1400	1400
	ALAC101	Angular stop cock with wall flange	1	1135	1135
		<b>Bath &amp; Shower Area</b>			
	ALWM103	Wall mixer overhead shower with bend pipe	1	4590	4590
	BHOH101	Overhead shower	1	1155	1155
		<b>WC Area</b>			
	ALBC102	Bib cock 2-in-1	1	1750	1750
	ALAC101	Angle cock	1	1135	1135
<b>TOTAL</b>					<b>11165</b>

## THETA - WALL MIXER CONCEPT

Product Image	CAT No.	Description	Qty. Required	MRP	Total Amount
		Basin Area			
	THPC101	Pillar cock	1	1400	1400
	THAC101	Angular stop cock with wall flange	1	1135	1135
		Bath & Shower Area			
	THWM103	Wall mixer overhead shower with bend pipe	1	4590	4590
	BHOH101	Overhead shower	1	1155	1155
		WC Area			
	THBC102	Bib cock 2-in-1	1	1750	1750
	THAC101	Angle cock	1	1135	1135
TOTAL					11165

## SPRY - WALL MIXER CONCEPT

Product Image	CAT No.	Description	Qty. Required	MRP	Total Amount
        		Basin Area			
	SYPC101	Pillar cock	1	1250	1250
	SYAC101	Angular stop cock with wall flange	1	1080	1080
		Bath & Shower Area			
	SYWM103	Wall mixer overhead shower with bend pipe	1	4425	4425
	BHOH101	Overhead shower	1	1155	1155
		WC Area			
	SYBC102	Bib cock 2-in-1	1	1645	1645
	SYAC101	Angle cock	1	1080	1080
TOTAL					10635

# INSTALLATION GUIDELINES FOR CP FITTINGS

Bathsense by Asian Paints continually interacts with consumers and strives to make its products consumer-friendly. The company's trained staff and executives maintain a direct interface with consumers, educating them about product quality, convenience and maintenance. Bathsense also believes that consumers must get the best out of its products. It has evolved a set of consumer guidelines, which if followed, ensure optimum and trouble-free performance with enhanced durability of Bathsense products for years to come.

## DURING INSTALLATION

- Use a 25 mm pipeline instead of 20 mm for optimal water flow. As far as possible, lay the pipelines straight and vertical.
- Keep the number of bends in the pipelines to a minimum to maintain adequate water pressure. All supply lines must have vent pipes, which prevent vacuum formation, and ensure smooth water flow.
- Maintain a centre-to-centre distance of 165 mm for both Hot and Cold inlets on all wall-mounted fixtures. This ensures a fuss-free, easy installation of the wall mixers.
- Place the outlet point in the overhead tank at least 2.5 cm above the ground level of the tank. This prevents the flow of foreign particles, sand, etc., into the water supply and the fittings, and prevents possible damage to working parts.

## POST INSTALLATION

- Cover the tap polypacks before or after their installation until they are ready for actual use, to protect the fine finish from dirt, stains and other damage.
- Do not use harsh cleaning agents containing abrasives and acids. Instead, use a soft sponge or wet cloth with soapy water/diluted vinegar to protect the colour finish.
- Clean the aerators at regular intervals for perfect flow of water from the fittings. To clean the aerator, remove it, knock out the silver insert and rinse thoroughly with water.
- Clean the overhead tank thoroughly before the supply starts. It is suggested that the overhead tank must be cleaned at regular intervals to avoid deposition of foreign particles. To prevent any foreign material from passing through the tap, use a mesh or jalli.

For optimum bathing experience, maintain a minimum water pressure of 1 bar (10 psi) and maximum of 5 bar (50 psi).

In case of lower / higher pressure, use of external pressure pumps or pressure reduction valves respectively is recommended.



# WARRANTY DETAILS

Bathsense Faucets used in normal residential and non-residential segments are warranted to be free of defects in the material and workmanship for the period of time set forth in the warranty coverage table as detailed below, commencing from the date of sale of Bathsense Faucets products to the original purchaser.

**RESIDENTIAL USE | 10 YEARS**

**COMMERCIAL USE | 7 YEARS**

**SHOWERS USE | 3 YEARS**

## WARRANTY COVERAGE

- The warranty period is not renewed or extended on supply of the spare parts during the warranty. The company will at sole discretion, repair or replace any defective component or part of product with or without cost.
- The warranty shall commence on the date that the consumer telephonically lodges his warranty with the company by contacting 1800-266-2079 and furnishing all the purchase and personal details requested by the company ("the commencement date"), within 15 days of purchase.
- The Company or its Authorized Service Franchisee solely can service/repair the product.
- The warranty becomes null and void if installation is not done by a qualified and experienced technician and/or as per the installation procedure laid down by the Company.
- Hoses, rubber parts, plastic parts and consumables are not included in warranty.
- This warranty is applicable only if the customer shows proof of purchase or the warranty registration number mentioned in the e-warranty card.
- This warranty will cover only manufacturing defects of the product and will not cover any defects arising out of factors out of control of the company, like insufficient water pressure, high water impurities / hardness, breakage of parts due to excessive force etc. In no event shall the liability of the company exceed the purchase price of the product. Improper care and cleaning will void the warranty.

**This is a Bathsense by Asian Paints Faucet exclusive written warranty.  
Contact Us at: 1800-266-2079 or [bathsolutions@asianpaints.com](mailto:bathsolutions@asianpaints.com)**

# MAINTENANCE GUIDE

Care and cleaning guideline for Bathsense Faucets

## DOs

- Clean the fitting with just a little soap or mild detergent (such as dish washing soap) and a soft dampened sponge or cloth. Then simply rinse off and wipe dry. You can prevent lime scale by drying the fitting after each use.
- Always test your cleaning solution on an inconspicuous area on the product before applying on the entire surface.
- The ideal cleaning technique is to always blot dry any water from metal surfaces. Allowing water to evaporate on metal will form water deposits.
- It is important to use a dabbing action to dry metal, not an abrasive or rubbing action. Cleaning with a damp sponge and buff drying should keep your faucet looking beautiful and spotless.

## DON'Ts

- Do not use any abrasive sponges or scouring agents for cleaning.
- We also advise against the use of cleaning agents containing ammonia, bleach, acids, waxes, alcohol, solvents or other products not recommended for chrome. Most toilet cleaning products have high acidic content which can damage the chrome finish, leaving it dull and scratched; hence they should be strictly avoided.

# CLAIMS AND REPAIRS

To submit and/or avail a warranty claim, please contact Customer Service at [bathsolutions@asianpaints.com](mailto:bathsolutions@asianpaints.com). Telephonic enquiries shall be directed to Asian Paints helpline toll-free number at 1800-266-2079 between 09.30 Hrs. and 18.00 Hrs. during Monday to Saturday, excluding Sunday, Public and National holidays.

# HOW TO REGISTER YOUR WARRANTY

It is mandatory to register your warranty. Please call our Asian Paints toll-free Helpline on 1800-266-2079 and press “3” (or) write to us [bathsolutions@asianpaints.com](mailto:bathsolutions@asianpaints.com) within fifteen days (15) from the date of purchase of the product.

## WARRANTY DETAILS

1. At the time of registration, please keep the following information ready, as this will help Asian Paints Limited (“Company”) to log your Customer warranty. After successfully lodging your warranty, you will be issued with a UWIN (Unique Warranty Identification Number). Please mention the said UWIN in all of your communication regarding the customer warranty.
2. Details Required: Customer’s Full Name , Address, Product
3. Please retain your original GST invoice along with a copy of this document for the duration of the warranty period. Please note that your original GST invoice would be required along with this warranty document to process claims pertaining to your customer warranty.
4. Should you ever experience a problem with the product or have any questions regarding the warranty, please call on toll-free number 1800-266-2079 and keep this booklet with your unique customer warranty identification number and invoice at hand.

## NOTES



Head Office: Asian Paints Limited, Asian Paints House,  
6A, Shantinagar, Santacruz (E), Mumbai - 400055, India,  
Tel: +91 22 6218 1000, Fax: +91 22 6218 1111

**Bathsense by Asian Paints Product Catalogue**      **Code: EBHCPPRC02**  
**Marketed by:** Asian Paints Ltd., 6A, Shantinagar, Santacruz (E), Mumbai - 400 055.

**MRP:**  
(Incl. of all taxes) **₹400/-**      Packed Dt: **08/2018**      Nett Qty: **1N**

For feedback or complaints, write to Manager - Services at the above mentioned Asian Paints Ltd. address or call on 1800-2662079 or email to [bathsolutions@asianpaints.com](mailto:bathsolutions@asianpaints.com)